



Chemical Pump - C8050


C8050 1/2 HP 3840 GPH @ 10'



Model shown:
C8050-DFC2

- 304 Stainless Steel Construction
- Energy efficient PSC motors
- 304 Stainless steel impeller

Switch Options Available:



Models available:

- C8050-NS (No Switch - pump only)
- C8050-DFC1 (Includes Standard Controller with Dual Float Switch)
- C8050-DFC1.5 (Includes Enhanced Controller with Dual Float Switch)
- C8050-DFC2 (Includes Deluxe Controller with Dual Float Switch)
- C8050-VS (No Controller - pump and Vertical Switch only)
- C8050-VSC1.5 (Includes Enhanced Controller with Vertical Float Switch)
- C8050-VSC2 (Includes Deluxe Controller with Vertical Float Switch)
- C8050-TS (No Controller - pump and Tether Switch only)
- C8050-TSC1.5 (Includes Enhanced Controller with Tether Switch)
- C8050-TSC2 (Includes Deluxe Controller with Tether Switch)

Industrial Grade for the Residential Market



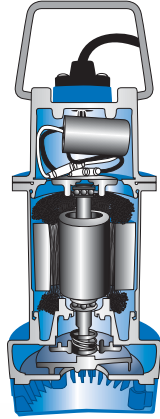
www.StopFlooding.com

800-991-0466

Chemical Pump - C8050

Pump Features and Construction

- All 304 Stainless steel construction
- Energy efficient permanent split capacitor (PSC) motor
- Intended for pumping non-flammable fluids compatible with pump component materials
- Thermally protected
- Stainless steel shaft
- Pump solids up to 1/4"
- Removable strainer
- Upper and lower sealed ball bearings
- Dual carbon / Ceramic / Viton seals
- 304 Stainless steel impeller
- Food grade pump
- 20' Pump cord



Specifications and Dimensions

| | |
|-------------------------|---------------------|
| Flow @ 5 ft. Head | 4440 GPH/ 74 GPM |
| Flow @ 10 ft. Head | 3840 GPH/ 64 GPM |
| Max Head | 36 ft. (11.0 m) |
| Strainer | 304 Stainless Steel |
| Discharge | 2" (5.1 cm.) |
| Motor HP/Type | 1/2 HP - PSC Motor |
| Voltage | 115 VAC, 60 Hz |
| Amp. Draw @ 10 ft. Head | 4.7 Amps |
| Width | 6.3" (16.0 cm) |
| Depth | 9.1" (23.1 cm) |
| Height | 16.3" (41.4 cm) |
| Weight | 23.0 lbs. (10.4 kg) |

Mix and Match Ordering

You have flexibility to order any pump with any switch

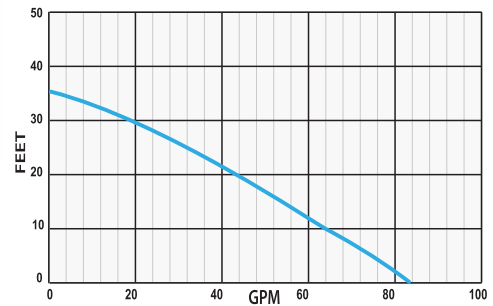
- **Option 1** - Order a pump and a switch as separate items
- **Option 2** - Order as a pre-packaged system with any switch in a single carton, ready for delivery

Switches and Controllers Comparison

| | Standard | Enhanced | Deluxe |
|---|----------|----------------------------|----------------------|
| | DFC1 | DFC1.5 VSC1.5 TSC1.5 | DFC2 VSC2 TSC2 |
| Available with Dual Float Switch | • | • | • |
| Available with low voltage Vertical Switch | | • | • |
| Available with Tether Switch | | • | • |
| Sounds an alarm and alerts when: | | | |
| AC power has failed | | | • |
| Pump or float problem is detected | | | • |
| 9V battery is low or slide switch is off | | | • |
| Remote Notification Connections: (Allows for connection to external devices) | | | |
| USB Data Port (Can send specific email, text, or In-App notifications to your phone, tablet or computer) | | | • |
| Remote Terminal (Allows for basic alerts via text, email, In-App, home security, or other dry-contact based device) | | | • |
| Float switch can be unplugged from controller for easy installation | | • | • |
| System operating light (flashes) | | • | • |
| Adjustable run time from 5-45 seconds after the float drops | | • | • |
| Activates pump weekly to exercise and extend pump life | | • | • |
| Universal controller mounting tabs | | • | • |
| 2' power cord | | • | |
| 4' power cord | | | • |
| 10' float switch cord | • | • | • |
| Piggy-back plug | • | • | • |
| High Water Accessory Available | | | • |

Includes: Switch, manual and stainless steel hose clamp

Flow Chart



Why Pro Series Pumps?

Premium Components

- Designed for higher pumping capacities, increased energy efficiencies, resulting in proven reliability
- Industrial grade, built for the residential market
- PSC motors
- Upper and lower ball bearings

Exceeding Expectations

- Patented switches and controllers with state-of-the-art monitoring systems
- "Good, Better, Best" offering allows for a wide range of products to best fit your needs

On the Forefront of Technology

- Many of the models within the PHCC Pro Series line have a USB Data Port and Remote Terminal which allows for connection to an external device that can notify a home owner of a problem or needed maintenance while away from home
- Receive text, email, or in-app notifications while away from home

Available from: